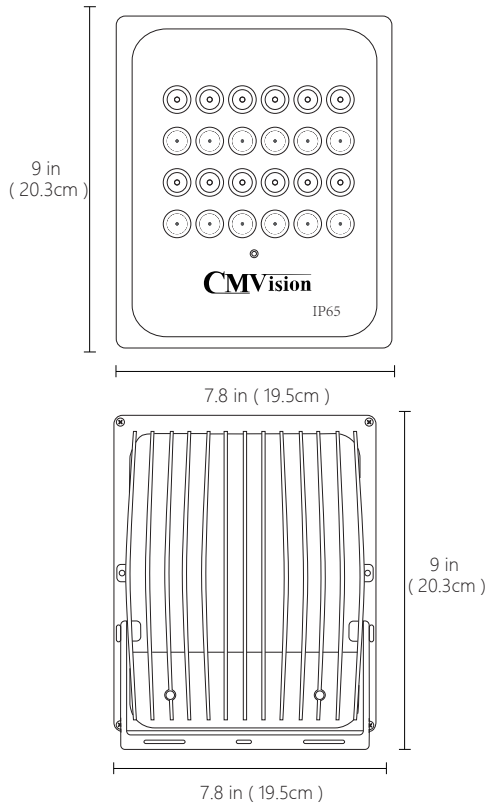


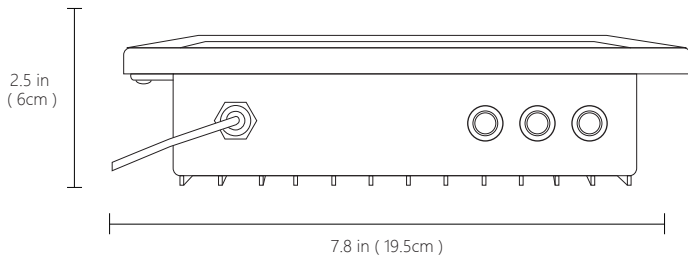
Operational Manual

IR & LED Illuminator

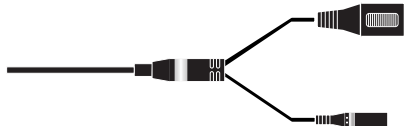
CM-IRP24-850LEDPW



Inputs & Outputs



Lux Button Push In, Light On At Night, Push Out, Always ON
850nm Button Push In, IR On, Push Out, IR OFF
LED Button Push In, LED Light On, Push Out, LED Light OFF



Please read the Operational Manual
Before attempting to use this product

The lightning flash with arrowhead symbol, with an equilateral triangle, is intended to alert the user to the presence of uninsulated "dangerous voltage" within the product's enclosure that may be of sufficient magnitude to constitute a risk of electric shock to persons.

This exclamation point within an equilateral triangle is intended to alert the user to the presence of important operating and maintenance (servicing) instructions in the literature accompanying the appliance.

CE Mark
This apparatus is manufactured to comply with the radio interference.



ROHS Announcement (Option)
All lead-free products offered by the company comply with the requirements of the European law on the Restriction of Hazardous Substances (RoHS) directive, which means our manufacture processes and products are strictly "lead-free" and without the hazardous substances cited in the directive.



The crossed-out wheeled bin mark symbolizes that within the European Union the product must be collected separately at the product end-of-life. This applies to your product and any peripherals marked with this symbol. Do not dispose of these products as unsorted municipal waste.

The company does not warrant that this manual will be uninterrupted or error-free.
We reserve the right to revise or remove any content in this manual at any time.

FCC NOTICE

This equipment has been tested and found to comply with the limits for a class of a digital device, pursuant to part 15 of the FCC Rules. These limits are designed to provide reasonable protection against harmful interference when the equipment is operated in a commercial environment. This equipment generates radio frequency, and if not installed and used in accordance with the instruction manual, may cause harmful interference.

Feature:

- Very Low Power Consumption: Only 60 Watts
- Long Life: White LEDs Last for up to 50,000+ Hours (5.7+ Years) of Continuous Operation
- Optimized Circuitry: Power Factor Corrected for Maximum Efficiency
- 850nm Wavelength IR and 6000K LED Light Mixed
- Highest-Grade LEDs: Uses Power LED Chip that Meets LM-79/LM-80 Requirements
- Meets IP65 Requirements: Totally Protected against Dust; Protected against Low-Pressure Jets of Water from All Directions. Limited Ingress Permitted.

IR & LED Illuminator Specification:

Model : CM-IRP24-850LEDPW	
Power Source : DC 12V	Input Current : 4.75A
Power Consumption : 60 W	Power Factor : 0.80
LED lamp : Φ40mm, 12pcs	Total Lumens : 3000 lm
Field of View : 60° - 80°	Beam Pattern : Type V
Effective Distance : 50-100m	Efficacy : 80-100 lm/W
Emitted Color : Pure White	LED Forward Current: 0.75A
Color Temperature : 5000-6000K	Weight : 3 lb
IR Wavelength : 850nm	
IR lamp : Φ40mm, 12pcs	
IR Field of View : 60° - 80°	
Ambient Temperature : ~-22°F to ~+122°F [~-30°C to ~+50°C]	

Applications:

Landscape Lighting. Walkway Lighting.
Amusement Park Lighting. Architectural Wall Washing.
Illuminate Signs . Illuminate Pathways.
Illuminate Recreation Areas.
Emergency Exit-Way Lighting.

Connection:

The illuminator has a wired power input socket.
The center of the socket is positive pole.
The socket is connected to 12V DC / AC power supplier.

Notes:

To ensure longer lifetime and more efficient, this led illuminator must be used with stable 12V DC / AC power source. The voltage range should be within 12V DC/AC +5%, if voltage is too high the illuminator lights will be damaged, if voltage is too low, the illuminator lights will not work properly.